

第二十五回日本語コンテスト

The 25th Annual Heartland Japanese Language Contest

Friday, March 3rd (on-line quizzes) and

Saturday, March 4th, 2023, at JCCC in the Regnier Center Capital Federal Room

JCCC 11190 Quivira Rd, Overland Park, KS 66210.

This annual contest is hosted collaboratively by Heart of America Japan-America Society (HAJAS) and the Japanese Language Contest Planning Committee (JLCPC). Sponsors include but are not limited to Johnson County Community College, the Japanese Consulate at Chicago, Kansas University Center for East Asian Studies, Olathe District Schools Japanese Language Program, and the JET Alumni Association.

We continue to provide this opportunity for friendly competition and networking so that Japanese students can showcase their Japanese language skills and enjoy meeting other students across the region either virtually or in person. Competitive events include those listed below with additional details on the following pages:

The \$8 registration fee covers all events a student chooses to enter!

Five (5) Digital submission EVENTS

1. 書道 Calligraphy - ひらがな・漢字 Hiragana and Kanji options
2. 短歌 Tanka poem in English
3. 短歌 in Japanese
4. 四コマ漫画 Four-Panel Manga
5. Speech-Presentation in Japanese NEW!

Choice of Two (2) On-line Quizzes Friday March 3, 6pm -7:30 pm

Japanese Language Proficiency Test (JLPT N5-N1) information: <https://www.jlpt.jp/e/about/>

Choose the level of vocabulary & grammar quiz that best matches your Japanese proficiency level.

6. JLPT N5 たんご&ぶんぽう クイズ vocabulary & grammar quiz for mid-upper beginner
7. JLPT N4 たんご&ぶんぽう クイズ vocabulary & grammar quiz for low-mid intermediate
8. NEW! JLPT N3 たんご&ぶんぽう クイズ vocabulary & grammar quiz for upper intermediate-low advanced
9. 日本文化クイズ - Japanese Culture Quiz - Primarily English quiz with a few Japanese Language references. This quiz is open to any level student.

Four (4) IN-PERSON EVENTS Saturday, March 4, 9:30 am - 5:30 pm

A. かな かるた (ひらがな & カタカナ) Hiragana and Katakana Karuta for true beginners
B. 漢字 かるた-JLPT N5 Kanji Karuta for mid-to-upper beginners
C. 漢字 かるた-JLPT N4 Kanji Karuta for low-to-mid intermediate
D. NEW! 漢字 かるた-JLPT N3 Kanji Karuta for intermediate-to-low advanced

ENTERTAINMENT:

THREE TRAILS TAIKO TATSUMAKI YOSAKOI DANCE TEAM
Audience participation -Japan Trivia Game (English)

Information, Sales, Activities, Crafts, and LUNCH*

HAJAS Bazaar Olathe District Schools Japan Study Tour 2023
Origami, calligraphy, Japanese traditional toys and games, Conversation table
Yakisoba Lunch provided by JCCC Catering Services (pre-order and payment required)

INFORMATION BOOTHS:

JCCC, Kansas University, Wichita State University, KC Art Institute
JET Alumni Association and the Japanese Consulate, Heart of America Japan-America Society

Registration deadline is February 16, 2023 (Free T-Shirt for each registrant!)

Please review the attached documents for more detailed information on individual events. Entry fee covers a souvenir Japanese Language Contest T-Shirt featuring a unique design, a mascot sticker, and entries for digital, on-line, and in-person events. Some events are level specific. Be sure to register for your level of Japanese. Direct any questions you may have to: kcjlangcont@gmail.com

Complete the on-line registration form, pay your \$8 entry fee (by credit card), indicate your T-Shirt size, and indicate your lunch choice (optional) on the registration form.

Registration / Entry Form / Lunch order form can be found here:

<https://kcjas.org>

Registration opens on January 17. Register by February 16, submission deadline is Feb 22.

For digital submissions, upload your work to the appropriate padlet link (see below).

Event 1: 書道 - Calligraphy - digital submission by Feb 22 but must register by Feb 16 at <https://kcjas.org>

Select up to two words from the following 6 choices.

漢字: 卯(う rabbit)、月光(げっこう moonlight)、月の兎(つきのうさぎ moon rabbit)

ひらがな: つき (moon)、うさぎ (rabbit)、ふるさと (birthplace)

- Students with any level of proficiency may enter. Each contestant may enter a maximum of **two** calligraphy samples. They can be the same or different choices.
- Hanshi (Japanese calligraphy paper) must be used. (The size of the paper must be 13" x 9 1/2 ".)
- Contestants must use the proper side of the Hanshi and a calligraphy brush specifically intended for Japanese calligraphy.
- A small brush is to be used for the **FIRST NAME** of the calligrapher, placed in the lower left corner. The name should be significantly smaller than the character(s) being presented.
- Use Bokuju or India ink.
- Please reference the examples posted on the padlet link for guidance.
- Upload a clear scan or picture to the padlet link by. Enter your name in the "subject" box. **Samples are provided on the padlet link. Digital submission by Feb 22 but must register by Feb 16** at <https://kcjas.org>


Upload your calligraphy work to this padlet link: <https://padlet.com/contestboard/aihncmbkesy1fzk>
FOLLOW THESE IMPORTANT INSTRUCTIONS: Click the plus symbol (+) that appears under the examples, upload a picture of your calligraphy, **enter your full name in "Subject", and click "Publish"**.

Judging criteria: Judges will check for proper strokes and brush movement, including proper stops and hooks. Judges will also look for appropriate thickness of the strokes and overall balance of the character on the page.

Calligraphy Samples
Provided by Maeda Sensei

Use the proper side of hanshi paper and proper Japanese calligraphy brush.
Size of paper is 13 x 9.5 inches.

Additional samples are available on the padlet link:
<https://padlet.com/contestboard/aihncmbkesy1fzk>



The theme for the 2023 Japanese Language Contest is ふるさと.

Students are encouraged to draw inspiration from this word when crafting their tanka, manga, and/or speech presentation materials. The following are good references:

Home of the Heart: The Modern Origins of Furusato http://subsites.icu.ac.jp/org/sscc/pdf/morrison_45.pdf

Lyrics and children's song information [https://en.wikipedia.org/wiki/Furusato_\(children%27s_song\)](https://en.wikipedia.org/wiki/Furusato_(children%27s_song))

Event 2: Tanka in English and Event 3: 日本語の短歌

Digital submission by Feb 22 but must register by Feb 16 at <https://kijas.org>

- Students at any level of proficiency may enter.
- Tanka are written typically to express an emotion or to commemorate an event.
- Contestants are urged to research and read collections of tanka to use as inspiration for their own original tanka (see links above).
- Submit tanka by Feb 22 to the padlet link (below). Register for the contest by Feb 16.
- **Japanese Version:** Create a PPT Slide that has your 短歌 written vertically in Japanese with your name, an English translation, and a corresponding image. Remember to start your poem vertically on the right with the first line, and progress line by line to the left (see examples and judging criteria below). All images used must be original or free use images-without copyright or watermarks.
- **English Version:** Create a PPT Slide that has your tanka written horizontally in English with your name, and a corresponding image. All images used must be original or free use images without copyright or watermarks.

Judging criteria for the Tanka Contest:

Japanese tanka: Correct format (5-7-5-7-7 Syllables in Japanese); an accurate English translation is not required to follow the 5-7-5-7-7 syllable format; appropriate image for all ages; and the ability of the tanka to evoke the intended emotion or reverence reflecting the theme.

English tanka: Correct Format (5-7-5-7-7 Syllables); appropriate image for all ages; and the ability of the tanka to evoke the intended emotion or reverence reflecting the theme.

Font size: Use a minimum font size of 18 pt on your slides

Balance: Consider the overall balance of the composition, the size of the poem to the image, the interpretation of the image with the poem, and the overall positioning of the written and graphic elements. Templates are provided on the padlet links (see below).

- **Upload your tanka to this padlet link:** <https://padlet.com/contestboard/o57w25q7i3ayw4i5>

FOLLOW THESE IMPORTANT INSTRUCTIONS: Click the plus symbol (+) that appears under the examples, upload a picture of your tanka, enter your **tanka title in the “subject” space** and **enter your first and last name in the space for “add a caption”**, and click "Publish". It will say “waiting for approval” once posted.

You can find the English tanka template here: Be sure to “save” your edited template using your name.

https://docs.google.com/presentation/d/1UmraRugDOybl8OZqypqq8rhnqoophYibAbWRajzyALk/edit#slide=id.g10b2113ad8b_o_4

You can find the Japanese Tanka template here:

https://docs.google.com/presentation/d/13YU9qU5FqWOv2_D1uJmfZWxk12_qNEOl2GO-BQMgkIc/edit#slide=id.g10b2113ad8b_o_4.

Japanese and English template samples can be found on the following page.



English meaning

7 7 5 7 5
 た ↓
 ん
 か
 (5) (4) (3) (2) (1)
 ←

(なまえ)



At this time
 I decide to
 Get over you and
 Want to tell you not through
 The grapevine but directly

今はただ
 思い絶えなむ
 とばかりを
 人づてならで
 いうよしもがな

さきよ-たいふみちまさ

English Tanka Example: <https://www.poemsearcher.com/topic/examples+of+tanka>

Examples Of Tanka

Wind blowing on my face
 making my cheeks rosy red
 it's biting my nose
 and chilling through all my bones
 it is pushing me along.



The leaves change color
 when the fall winds start
 to blow,
 yellow, orange and brown
 are colors of fall leaves
 slowly falling from the
 trees.



Pretty colored trees
 That are orange, red and
 yellow
 in the Autumn air
 an old barn by the water
 with a white fence around
 it.



Event 4: 四コマまんが – Four-Panel Manga in Japanese - Digital submission by Feb 22 but must register by Feb 16 at <https://kcjas.org>

- Students at any level of proficiency may enter.
- The theme for the 2023 Japanese Language Contest is ふるさと. Students are encouraged to draw inspiration from this word when crafting their tanka and manga works.
- Four-panel manga (*yonkoma manga*) is a traditional form of entertainment in Japan. Each comic is made up of four panels (read left to right, then top to bottom) each playing a distinct part in telling a story.
 - The first panel is used to set the scene, providing the setting, situation, and characters.
 - The second panel builds upon the first panel.
 - The third panel is a set up for the pun often using a slight twist. It is like the punchline in western stories, the pun serves as the falling action.
 - The fourth panel brings the story to its conclusion usually in a comical manner.

とんぼ

(Sample四コマ漫画 at the left)



Judging criteria:

Originality-While inspiration can come from internet sources, the work should reflect the student's original ideas.

Images- Original artwork is favored by the judges. If borrowed images are used, they must be free-use.

Creativity-Judges will look for creative use of the Japanese language.

Overall Content-The content reflects the *furusato* theme and is appropriate for all ages

Upload your manga to this padlet link:

<https://padlet.com/contestboard/kmwqfi9xrh9a8slf>

FOLLOW THESE IMPORTANT INSTRUCTIONS: Click the plus symbol (+) that appears under the examples, upload a picture of your manga, enter your full name in "Subject", and click "Publish".

Don't forget to enter the title of your manga and your first and last name when you upload your work to the padlet link.

Register by February 16. Submission deadline is February 22.

New! Event 5: Speech/Presentation - Digital submission by Feb 22 but must register by Feb 16 at <https://kcjas.org>

Create a 3-to-5-minute video presentation inspired by the topic: ふるさと, or "hometown". Please introduce us to your hometown and include a visual slideshow to accompany your presentation. Winners will be invited to give their presentation at the contest on March 4th.

- Presentation must include a visual aid. The visual aid should not include your script or notes.
- We must be able to see your face for the duration of the presentation.
- Presentations that are well-rehearsed and memorized will receive higher scores, however referencing notes on occasion is permissible.
- Refrain from listing people, locations, or items. Instead, please describe the people, locations, or items in your presentation. Include details, personal memories, and the reason you included individuals, locations, or items in your presentation. Consider these prompts: What reminds me of my hometown? What is special about my hometown? What is a particularly important memory that links me to my hometown?

Upload your presentation to this padlet link: <https://padlet.com/contestboard/81ds3y3ud8p6fvsm>

FOLLOW THESE IMPORTANT INSTRUCTIONS: Click the plus symbol (+) that appears under the examples, upload your speech/presentation file, enter your full name in "Subject", and click "Publish".

Events 6, 7, 8, and 9 - On-line Quizzes held on Friday, March 3rd – Register by Feb 16 at <https://kcias.org>

These quizzes will be held on the **quizizz** platform with the join codes and instructions emailed to participants prior to the quiz start times on March 3rd.

The winner will be determined by the points earned through the **quizizz** program. Winners will be announced on March 4 at noon and will be shared on the HAJAS website.

- Register for the **Vocabulary & Grammar quiz** that best matches your level of study (JLPT N5, N4, or N3)
- Students of any proficiency can also register for the Culture Quiz (primarily in English).

Event 6: JLPT N5 たんご&ぶんぼう クイズ (vocabulary & grammar) OR

Event 7: JLPT N4 たんご&ぶんぼうクイズ (vocabulary & grammar) OR

Event 8: JLPT N3 単語&文法クイズ (vocabulary & grammar) and/or

Event 9: Japan Culture – primarily in English but some basic Japanese language references are included.

In-person events – Saturday, March 4 at JCCC
You must register by February 16 at <https://kcias.org>

- A. **かな かるた** – Beginning level learners - 1st year HS; 1st Semester college
- B. **JLPT N5 かんじ かるた** – High Beginner level - 2nd year HS; 2nd or 3rd Semester college
- C. **JLPT N4 漢字 かるた** – Low Intermediate - 3rd and 4th year HS; 4th Semester college
- D. **NEW! JLPT N3 漢字 かるた** - Intermediate - 3rd and 4th year college

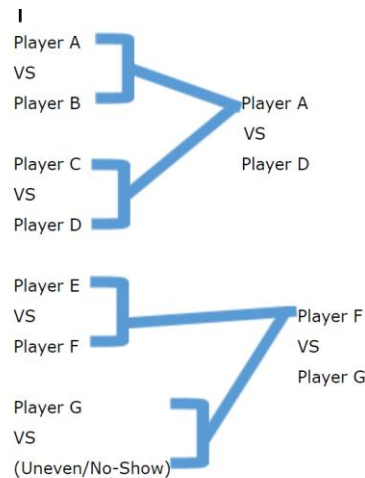
We follow JCCC and local mandates for in-person gatherings. If the in-person event is canceled, you will be notified by email.
All digital and on-line events will be held as planned.

- These are single elimination tournaments. Players will be randomly paired for the first round of matches. Each match will have a single winner who will advance to the next round. There will be no draws.
- In the preliminary rounds, the loser of each match is eliminated.
- The winners of each match advance to the next round where they will be randomly paired again with players still active in the tournament.
- This will continue until only two players remain for the title match.

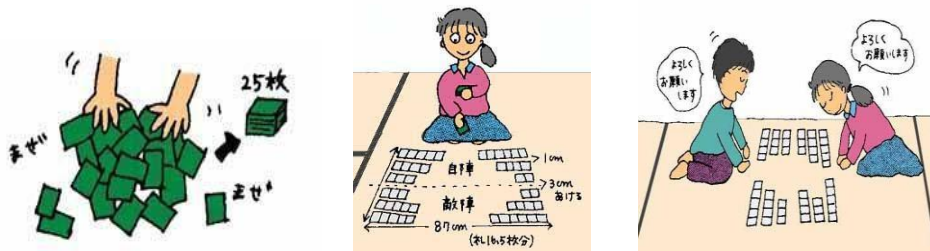
No-Shows: If your opponent fails to show up for a round, then they automatically forfeit the round and do not advance.

Uneven number of entrants: If there is an uneven number of entrants into the tournament, the player will get a pass on the first round as if their opponent was a no-show. See example:

Karuta tests your speed and your memory. A word is read out and the players grab the correct, corresponding card. The winner is the player with the most cards at the end of the match.



- 1) Karuta is played by two people who sit or stand (if using tables) facing each other. When prompted by the reader (yomi-te) players bow and say “Yoroshiku onegaishimasu”. Karuta begins with a bow, and finishes with a bow, like a Judo match. Politeness is very important.
- 2) An uneven number of cards (tori-fuda) are divided and placed face-down in front of each player.
- 3) The players turn their cards face up and arrange them in 1 to 3 rows, in whatever order makes sense to them.
- 4) Once the cards are arranged, the reader allows the players exactly two minutes to memorize the locations of their own cards and the cards of their opponent.
- 5) When the two minutes are up, the yomi-te begins the game. The players say “Yoroshiku onegai shimasu,” bow to each other and to the yomi-te.



JLC Tournament Play:

- 1) The rounds alternate between hiragana and katakana karuta. The title match is a combination of hiragana and katakana words. The yomi-te will read the hiragana or katakana word. The players listen for the first character read and attempt to be first one to grab the correct picture card. The only exception would be in the case of “ん”. If ん is used, the yomi-te will emphasize the ん in the word.
- 2) The cards will have the character in the corner, and a picture that represents the word associated with it. The yomi-te will repeat the word until the correct card is chosen.
- 3) Immediately after identifying the character, the players compete to take the matching Tori-fuda as fast as they can.

Skilled players do not need to look before grabbing the card as they have already memorized the position during the memorization time.



4) A player may not touch more than one card when searching. The yomi-te will indicate whether the selected card is correct or not. A player that selects an incorrect card may not select another card until the next word is read.

5) The player who takes the correct card and shows it to the Yomi-te first keeps it as a point. The Yomi-te will be the referee in awarding points.



6) In the case of a tie, players will play jan-ken for the point. It will be a single jan-ken for the point, not the best 2 out of 3. Reference: <https://www.tofugu.com/japan/janken/>

7) Players may place any scattered cards back in their original place and straighten up any cards moved askew. After the point is awarded, play continues until all cards are cleared from the floor.

8) The player with the most points wins the round and advances to the next round in the bracket. The title round includes a mix of hiragana and katakana words.

Schedule of Events

Friday, March 3 on-line quizzes

6:00 pm	On-line quizzes - check-in on-line
6:15-6:45	On-line Japan Culture Quiz - all levels
7:00-7:30	Vocabulary & Grammar Quizzes - N5, or N4, or N3

Saturday, March 4th

9:45-10:15 In-person event check-in

10:30 - 12:00 Preliminary Karuta rounds will run back-to-back.

Participants in each level must check in by 10:15 so that the brackets can be finalized:

- A. Kana Karuta - Level 1 HS or 1st semester College Students Only
- B. JLPT N5 Kanji Karuta - High School Level 2 and College 2nd and 3rd Semester students
- C. JLPT N4 Kanji Karuta - High School Level 3-4 and College 3rd and 4th Semester students
- D. JLPT N3 Kanji Karuta - College 3rd and 4th year students

12:15 Welcome, Introductions, Announcements

Greetings from HAJAS and the Japanese Consulate at Chicago

Introduction of JLC Planning Committee, judges, and special guests

Announce winners of digital submission events:

On-line Quizzes, Calligraphy, Tanka, 4-panel Manga, Speech/Presentation,
Lunch, Activities, and Games

12:00 - 1:30 Box Lunch – Provided by JCCC Catering
pre-order required: \$12 for contestants; \$13 for attendees - go to <https://kcjas.org>

1:45 Audience participation Japan Trivia Game (in English)

2:30 Tatsumaki Yosakoi

3:15 Three Trails Taiko

4:15 **Final Karuta rounds - Kana - N5 Kanji - N4 Kanji - N3 Kanji**

5:15 Karuta Awards, Door Prizes, and Closing Remarks

11:00 - 4:00 – Sales, Information, Activity Tables Open

